

GREEN APPLE

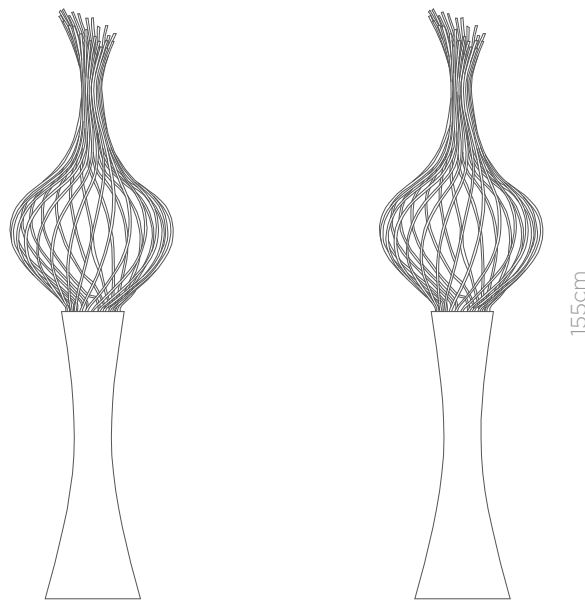



MONFORTE

Lamps
G700660

Di.42,5 x H.155cm
D.16,7 x H.61in.

GREEN APPLE



PRODUCT DESCRIPTION

Wooden floor lamp with handmade texturized effect with aged silver finish. Iron structure lacquered with high-gloss bronze powder champagne with gold-plated bulb underlay. Voltage 110-240V & 50-60Hz | Cap E27 | Rated wattage 40W | Rated luminous flux 120Lm | Bulbs 1.

FINISHINGS

F1027 Bronze Powder - Champagne (Silver) High Gloss
F1029 Texturized - Bronze Powder Aged Silver HG

TECHNICAL DETAILS

DIMENSIONS

Di.42,5 x H.155cm
D.16,7 x H.61in.

WEIGHT

14Kg
30.8Lbs

LOGISTIC DETAILS

DIMENSIONS

W.40 x De.40 x H.185cm
W.15.6 x De.15.6 x H.72.15in

VOLUME

0.296m³
10.45ft³.

WEIGHT

17Kg
37.4Lbs

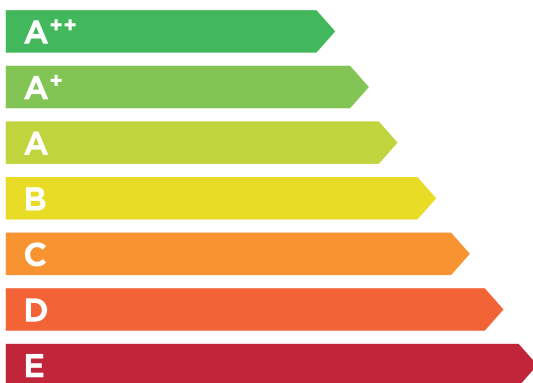
GREEN APPLE

ELECTRIC COMPONENTS CE SPECIFICATIONS

VOLTAGE, FREQUENCY	220V, 50HZ
ELETRICAL PLUG TYPE	C, F
SWITCH LOCATION	Cable
CABLE LENGTH	170cm / 66.3in
BULB TYPE	Vintage Lamp
BULB INCLUDED	Yes
NO. OF BULBS	1
BULB SOCKET	E27
MAX. BULB WATTAGE	40W
LED STRIP	-
LED STRIP COLOR TEMPERATURE	2700
LED STRIP BRIGHTNESS	120

ENERGY CERTIFICATION

This product is compatible with bulbs that cover the following levels of energy certification:

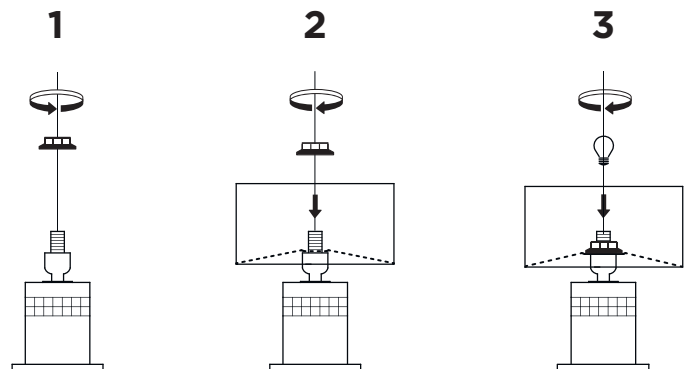


ASSEMBLY INSTRUCTIONS FOR TABLE LAMPS

1 - Unscrew the cap turning anti clockwise. Remove the cap.

2 - Place the lampshade fitting him like image.2. After, insert the cap screwing clockwise.

3 - Screw the lamp in the cap turning it clockwise until it's completely tight.



GREEN APPLE

CLEANING & MAINTENANCE INSTRUCTIONS

We advise that the cleaning and maintenance has to be made following the material and finishing of each product. Make sure that you follow carefully all the instructions bellow. Do not use cleaning products that may damage or destroy the cleaning surface.

METAL

For metal cleaning use a soft, dry or moistened cloth. After the first pass continue the cleaning with a dry cloth to avoid oxidation by excess humidity. The daily cleaning should be made with a regular duster.

Avoid circular movements. While cleaning don't use too much pressure to avoid scratching the product. Don't use waxes or other abrasive products that could damage the surface. Do not use scouring pads or artificial sponges. For a deep cleaning use a special metal cleaning product and a microfiber cloth.

TEXTILE

A vacuum cleaner can be used in medium power and with a special attachment. If a brushing is chosen, to avoid scratching or tearing the fabric make sure that the brush has a soft fur. Keep special attention in velvets and synthetic furs.

If possible for a better maintenance often change the pillow position for an equally wear.

Avoid using water or other cleaning products. They may cause some discoloration or coloring of the fabrics. Also avoid the direct sun exposition.

We recommend that the cleaning of stained fabrics it's made by a professional team. If a spill happens use absorbent paper. To avoid the overspread of the liquid by the fibers do not make too much pressure in the cleaning process.

NATURAL & SYNTHETIC LEATHER

For natural fabrics Green Apple recommends the use of a soft cloth for his maintenance.

In dry spots, brush gently using a soft fur brush or a vacuum cleaner in medium power. For liquids, dry as soon as possible the area with an absorbent paper or a dry cloth. After, with a clean and slightly moistened cloth clean the area from outside to inside. Let it dry avoiding direct sun.

Oily substances should be gently clean with absorbent paper. To avoid damaging the product, do not make too much pressure in the cleaning process. After, clean with a slightly moistened in neutral soap cloth, from outside to inside. Finish with a dry cloth.

Avoid direct sunlight and heat sources.

GLASS & CRYSTAL

Crystals and glasses need a regular cleaning. It can be clean with a duster or a slightly moistened cloth.

Use regular glass cleaning products. Do not spray them directly in the furniture. Use them on the cloth in order to avoid overspray that can damage other materials. After, dry the product with a clean cloth. Don't use abrasive products, scouring pads, sponges, newspapers or alcohol.

CERAMICS, STONE & RESIN

For ceramics and stone cleaning use a slightly moistened cloth. Special attention to acids or other abrasive products drops, clean them right away using the same method.

Do not use alcohol or other products that can damage the paint, varnish or glazed finish. Avoid direct sunlight and heat sources.

INSTRUCTIONS

If you must assemble components, follow all instructions included in the packaging or send by Green Apple. Screws, bolts and other fastening parts should be tightened by hand. In case of difficulty, please contact your dealer. Do not use the product for uses other than those to the category it belong.

DISCLAIMERS

The company reserves the right to introduce changes to the product without notice, in order to improve its characteristics.

All upholstered products can have approximately a 5% variation since this elements are not rigid, but soft and extensible.

The irregular surfaces, wrinkles and the difference in grain, color and pattern shall not be considered as a product defect, but they confirm the natural origin of materials used.

Strictly follow the cleaning and maintenance instructions explained above, otherwise Green Apple will not be responsible for any damage caused by incorrect cleaning and maintenance.

100% ORIGINAL PORTUGUESE QUALITY

These products are:

- Entirely made in Portugal.
 - Made with European Components.
 - Made with natural top quality materials.
 - Made according to the company's exclusive styles and designs.
 - Made according to the typical Portuguese craftsmanship and tradition.
-